

P 1

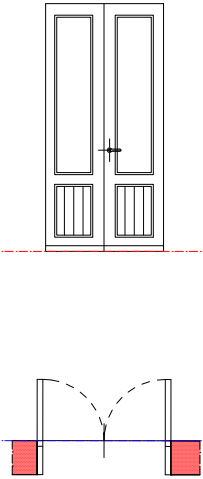

P 2

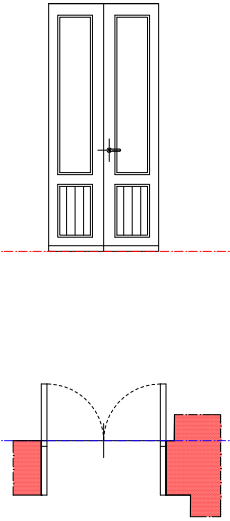

P 3

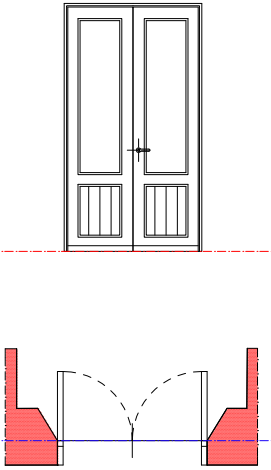

P 4

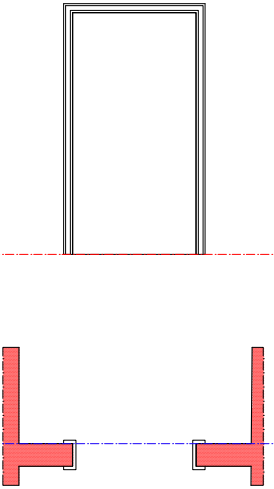

P 5

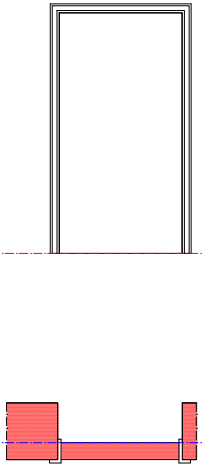

P 6

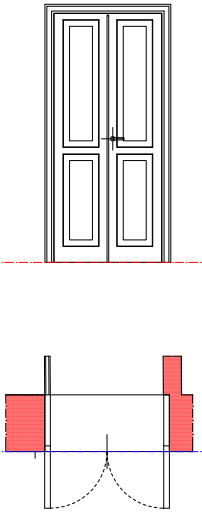

P 7

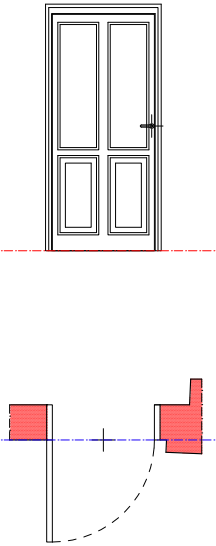

P 15

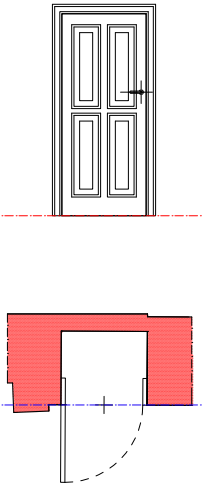

P 16

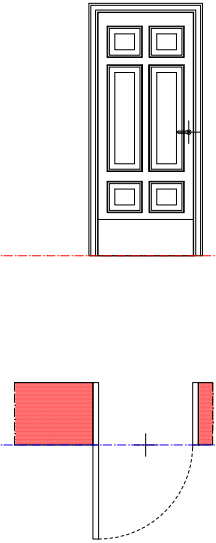

P 17

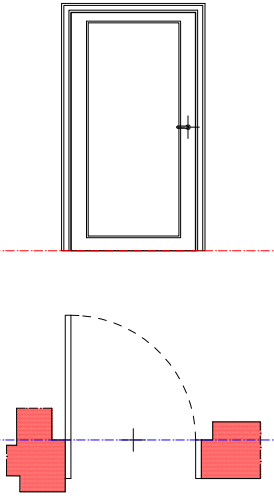

P 18

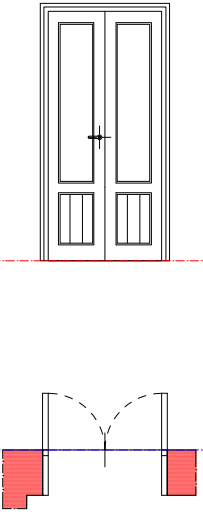

P 19

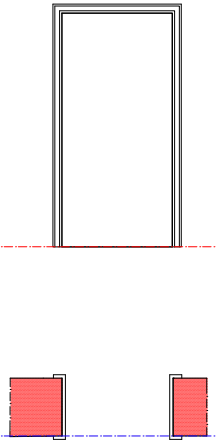

P 20

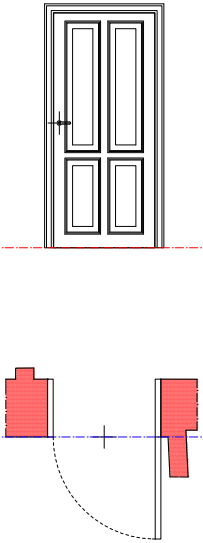

P 21

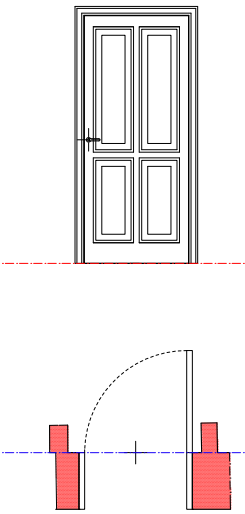
P 8


P 9

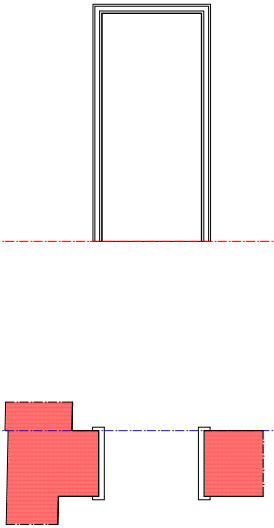
P 10

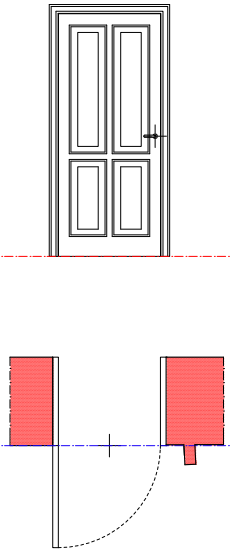
P 11

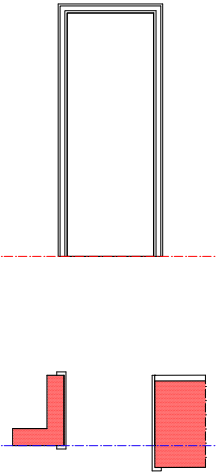
P 12

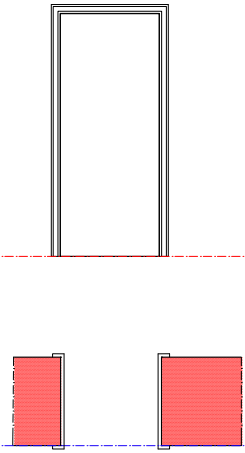
P 13

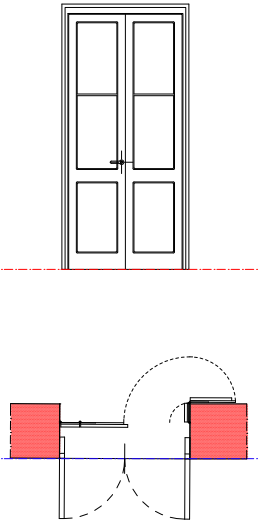
P 14

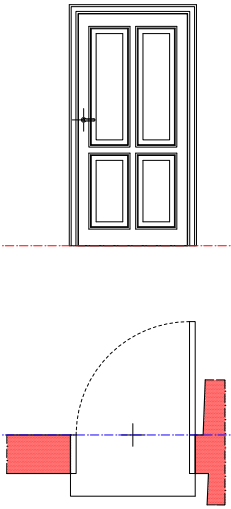
P 22

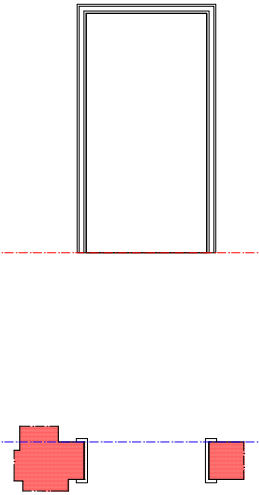
P 23

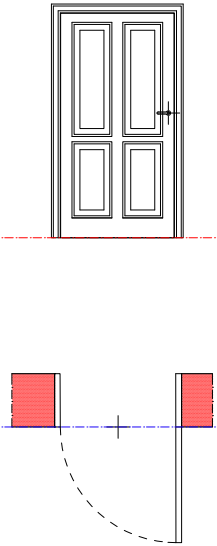
P 24

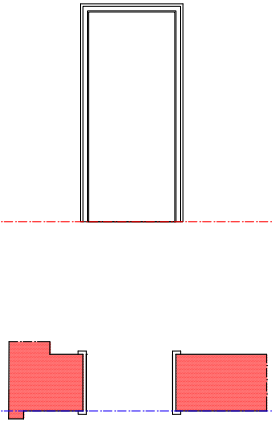
P 25

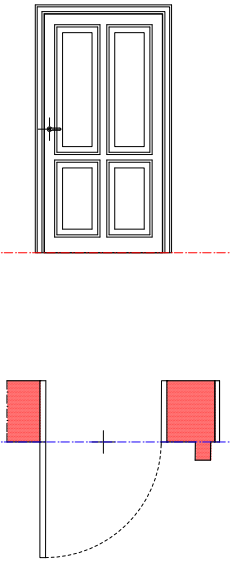
P 26

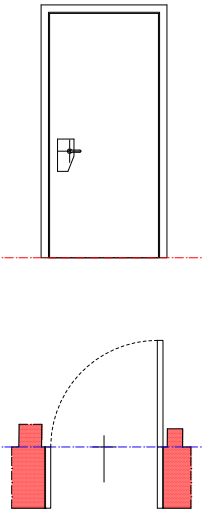
P 27

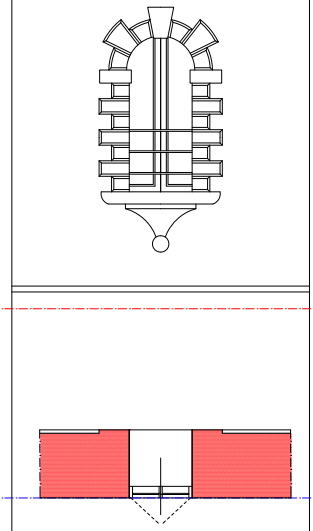
F 33

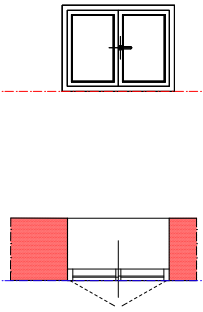

F 1

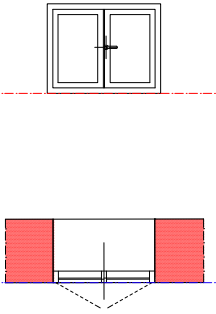

F 1B

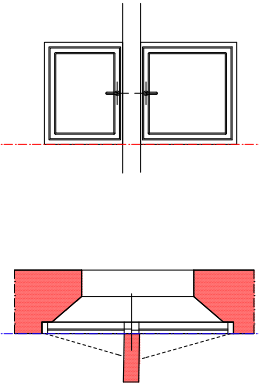

F 2

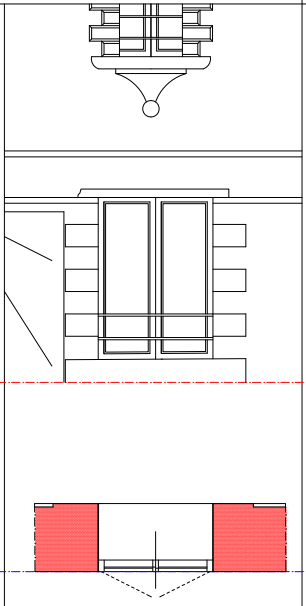

F 3

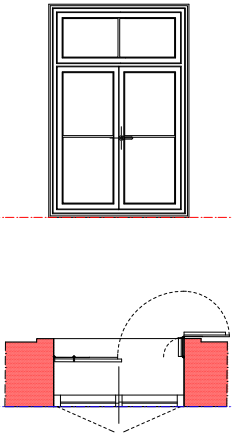

F 4

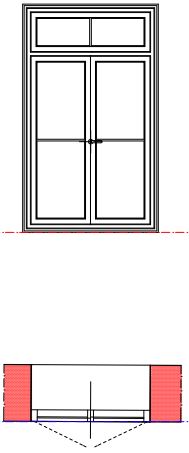

F 5

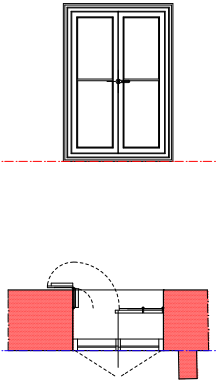

F 6

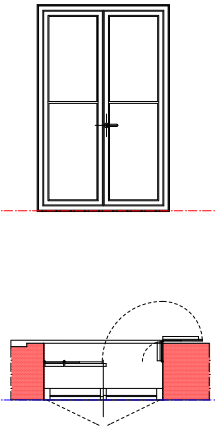

F 16

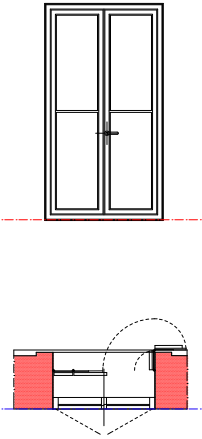

F 17



F 18

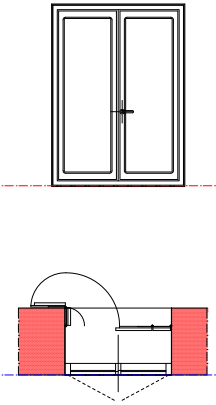

F 19



F 20

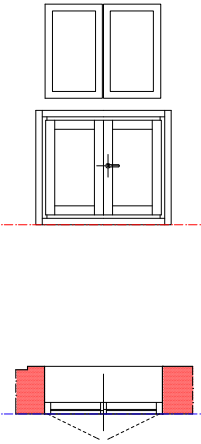

F 21

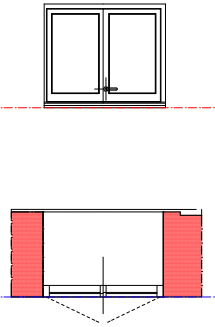

F 22

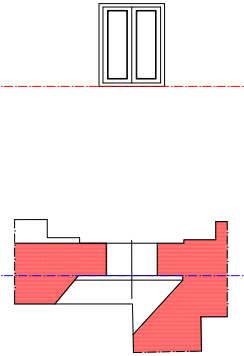

F 7

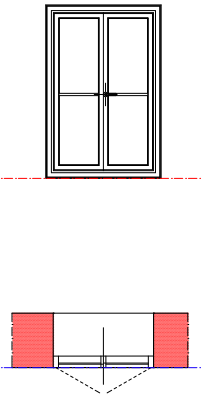

F 8

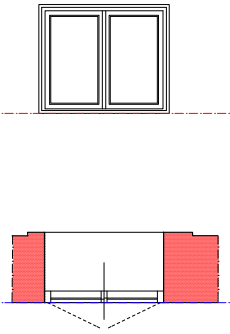

F 9

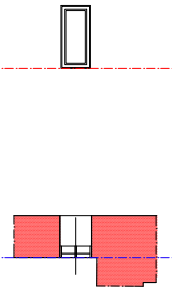

F 10

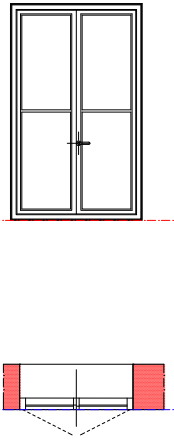

F 11

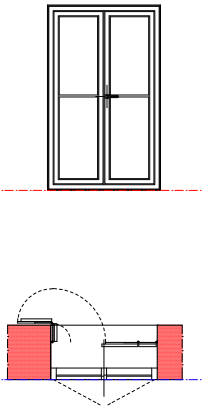

F 12

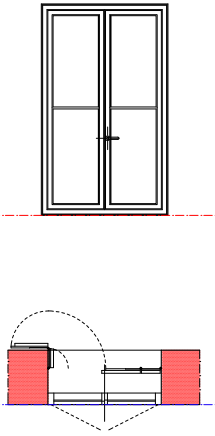

F 13

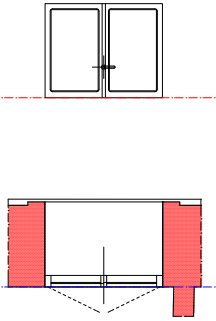

F 23

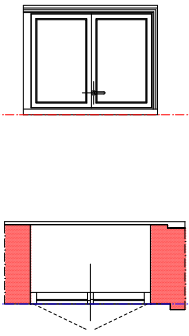

F 24

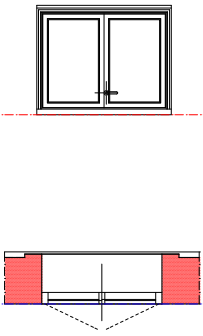

F 24B

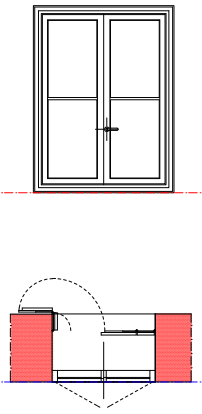

F 25

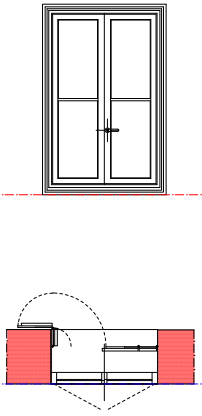

F 26

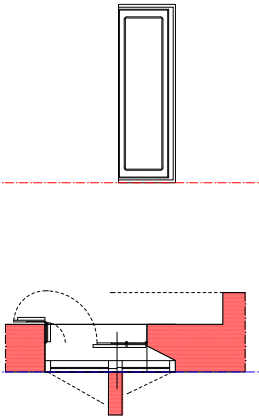

F 27

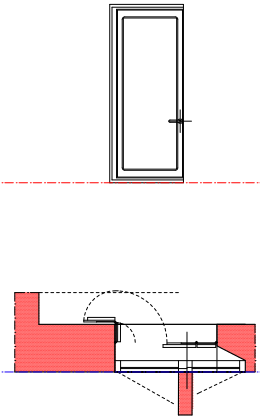

F 28

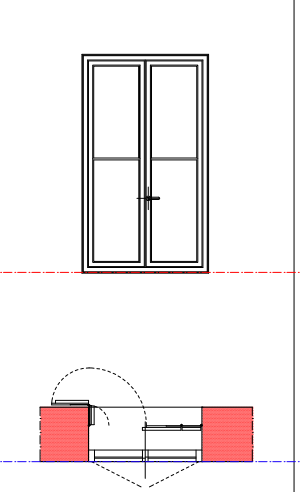

F 14

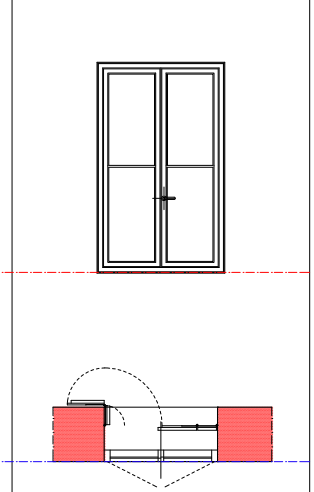

F 15



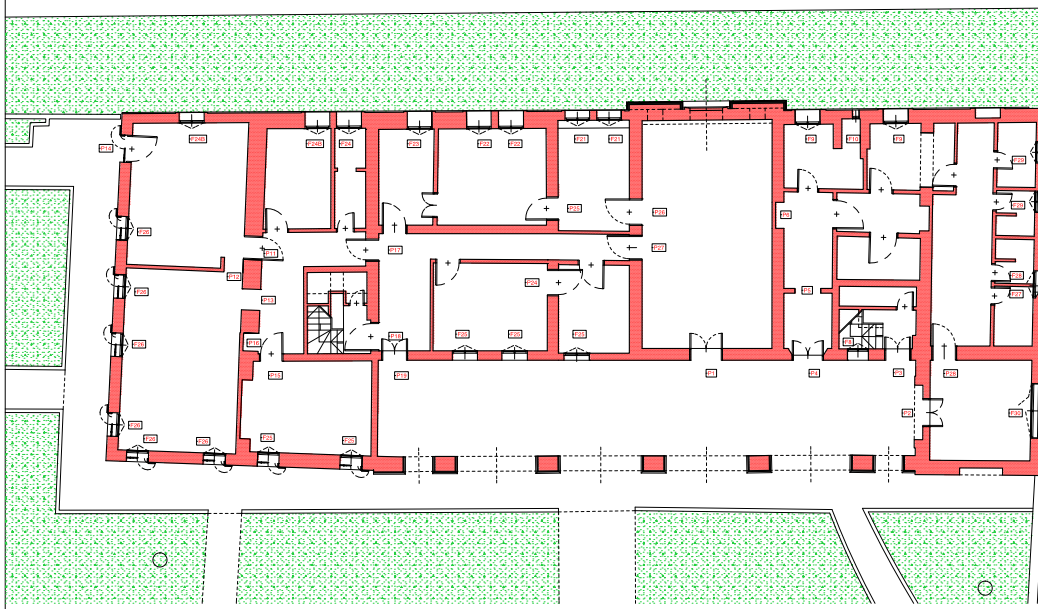

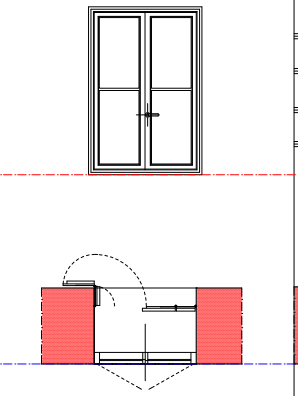

F 29

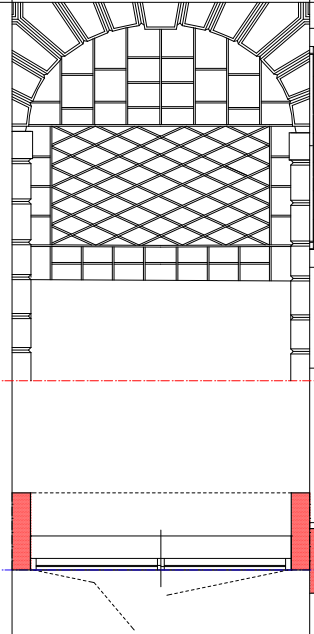

F 30

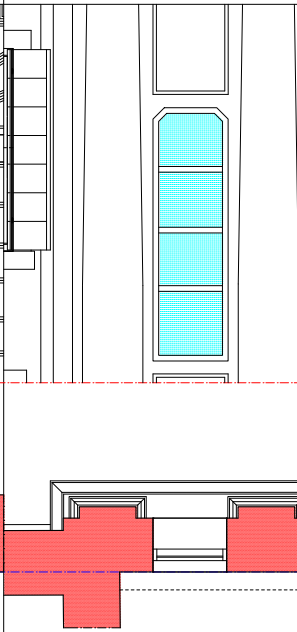

F 31

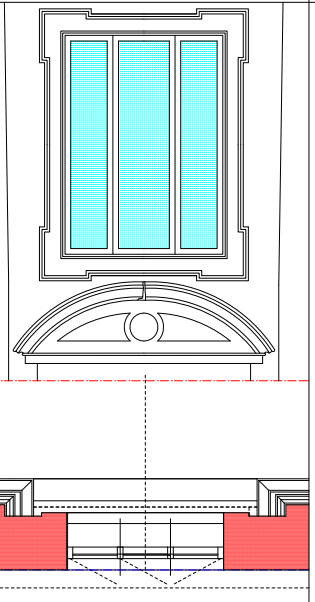

F 32

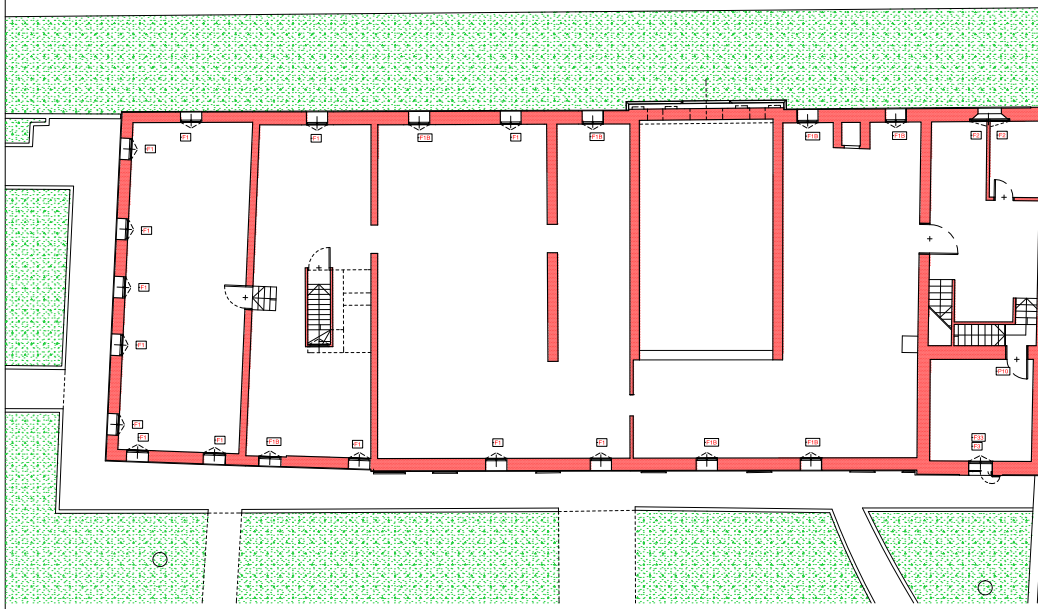

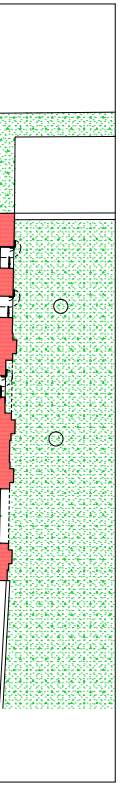

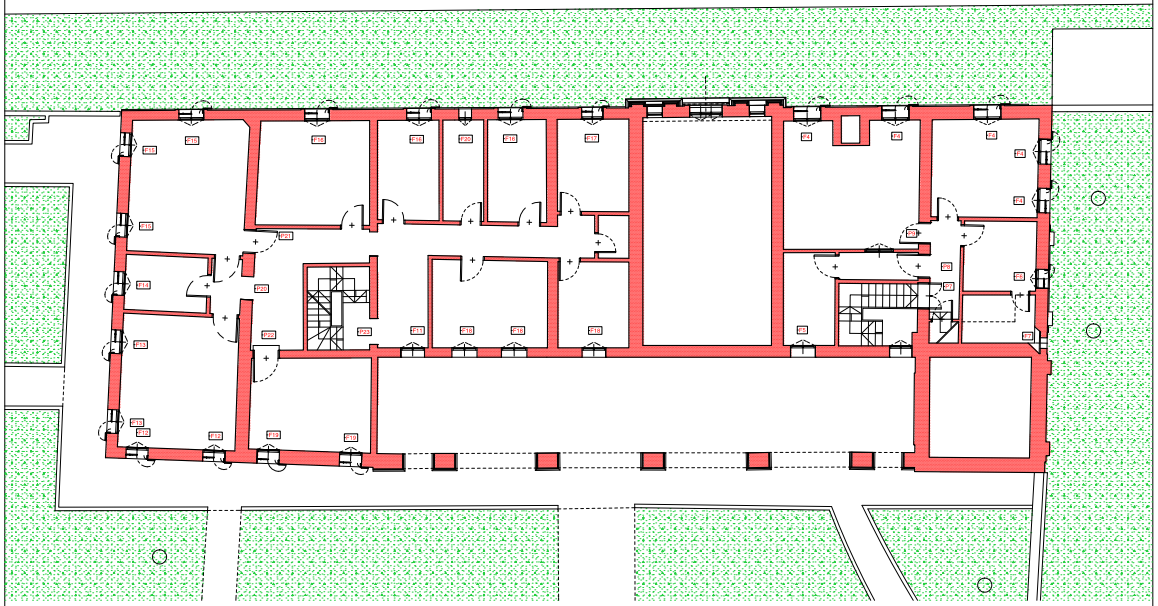

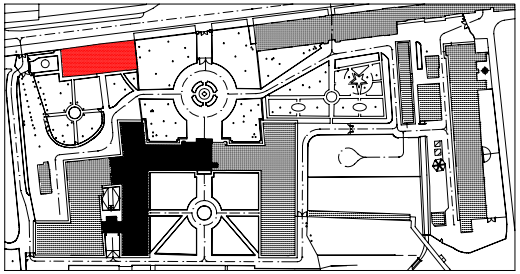

| RIEPILOGO | | | per piano | | | |
|---|---|---|---|---|---|---|
| SDF | | | livelli | | Su | Sf |
| C1. | 0. | | piano terra | | 143,40 | 9,24 |
| C2. | 0. | | piano terra | | 257,28 | 23,41 |
| C3. | 0. | | piano terra | | 22,77 | 1,10 |
| C4. | 0. | | piano terra | | 8,16 | 1,29 |
| C5. | 0. | | piano terra | | 52,70 | 5,29 |
| | | | totale | | **484,31** | |
| C2. | 1. | | piano primo | | 229,86 | 25,34 |
| C4. | 1. | | piano primo | | 87,04 | 9,51 |
| | | | totale | | **316,90** | |
| C2. | 2. | | piano secondo | | 140,92 | 6,55 |
| C4. | 2. | | piano secondo | | 312,84 | 8,66 |
| | | | totale | | **453,76** | |
| C4. | 3. | | piano terzo | | **21,45** | 0,72 |
| C4. | 4. | | piano quarto | | **18,51** | 1,51 |
| **C** | | | **TOTALE EDIFICIO C** | | **1294,93** | |

| NOTE: | | |
|---|---|---|
| 01. | LE QUOTE E LE DIMENSIONI RIPORTATE NEI DISEGNI RELATIVE ALLE STRUTTURE ESISTENTI HANNO CARATTERE INDICATIVO E DEVONO ESSERE VERIFICATE SUL POSTO, MENTRE QUELLE RIFERITE AD ELEMENTI DI PROGETTO SONO DA CONSIDERARSI FUNZIONALI.<br>EVENTUALI DIFFERENZE NON COMPORTERANNO VARIAZIONI DEL PREZZO DELLE OPERE "A CORPO". | |
| 02. | LA QUOTATURA DEI SINGOLI AMBIENTI FA RIFERIMENTO ALLA SEGUENTE METODOLOGIA OPERATIVA: | |
| | 02.1 | PER OGNI VANO VENGONO POSIZIONATI GLI ELEMENTI ARCHITETTONICI PRINCIPALI, QUALI PORTE E FINESTRE; |
| | 02.2 | PER LE PARETI CHE DELIMITANO I VANI SI INDICA LA QUOTATURA PARZIALE E/O TOTALE; QUEST'ULTIMA, QUALORA NON SIA ESPRESSAMENTE INDICATA, È DA INTENDERSI UGUALE A QUELLA INDICATA PER LA PARETE OPPOSTA; |
| | 02.3 | L'ASSENZA DELLE DIAGONALI DEL VANO SIGNIFICA CHE ESSO PUO' INTENDERSI DI FORMA REGOLARE, CON LA TOLLERANZA DI + O - 3 CM. |
| 03. | IN CASO DI DUBBIO, CONSULTARE LO STUDIO DI PROGETTAZIONE PRIMA DI APPROVVIGIONARE I MATERIALI ED ESEGUIRE I LAVORI. | |
| 04. | LA RIPRODUZIONE PARZIALE, TOTALE O L'EVENTUALE MODIFICA, DI QUESTO DISEGNO, SONO VIETATE SENZA LA PREVENTIVA AUTORIZZAZIONE SCRITTA DELLO STUDIO DI PROGETTAZIONE. | |
| 05. | È ESPRESSAMENTE VIETATO SOSTITUIRE IL LOGO E LA DENOMINAZIONE DELLO STUDIO DI PROGETTAZIONE CON QUELLI DELL'APPALTATORE. | |

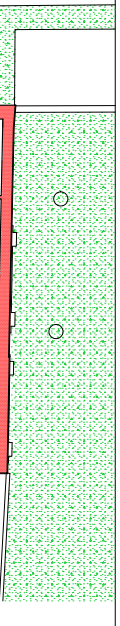

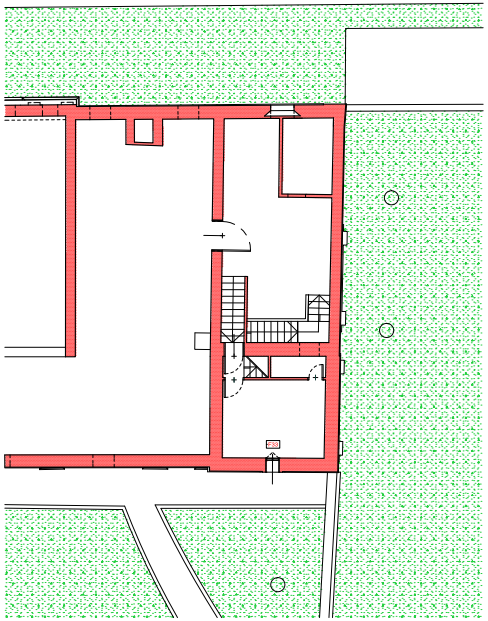

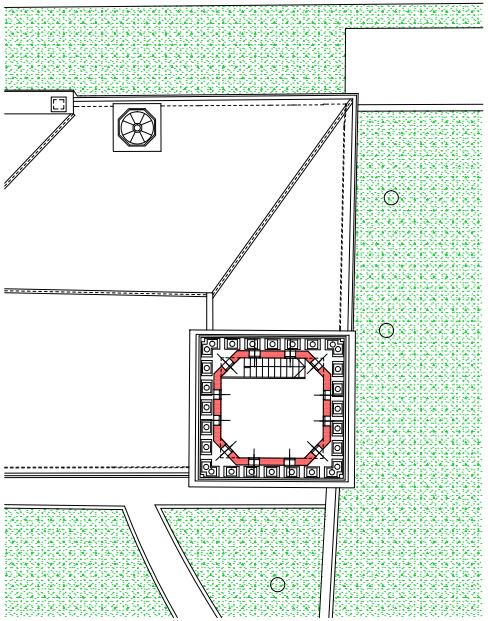

**REGIONE del VENETO**
**UNITA' LOCALE SOCIO SANITARIA n. 15**
**di Cittadella - Camposampiero Padova**

**Riconversione dell'Ospedale di Galliera Veneta**
**in struttura socio-sanitaria dell'ULSS.**
**EDIFICIO C Casa dell'Agente (o del Fattore):**
**- Comunità Terapeutica Residenziale Protetta - 12 pl**
**- Comunità Alloggio - 8 pl**
**- Comunità semi residenziale - 15 utenti**
**PROGETTO ESECUTIVO**

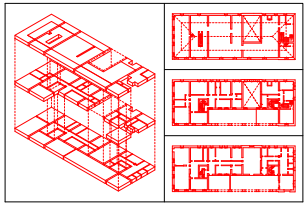

| lavoro: | PSI | P.ESE | | | | |
|---|---|---|---|---|---|---|
| | | | | | | |
| file : | 22.0e.lay | | | | | |
| NB : | E' VIETATA LA RIPRODUZIONE E LA CONSEGNA A TERZI DEL PRESENTE ELABORATO SENZA AUTORIZZAZIONE SCRITTA | | | | | |

| | | | | | | | | | | |
|---|---|---|---|---|---|---|---|---|---|---|
| sostituisce : | | | | | | | | | | |
| motivo : | | | | | | | | | | |
| modifiche | n. : | 1 | 2 | 3 | 4 | 5 | 6 | 7 | 8 | 9 |
| | data : | | | | | | | | | |
| | autore : | | | | | | | | | |

titolo: **STATO di FATTO**
**ABACO DEI SERRAMENTI IN LEGNO E FERRO**

**22.0e .A**

scale : **1: 50**
data : **dicembre 1998**

*a r c h i t e t t o Antonio PASQUALIN*
*V.lo Galvani11/B - 35018 S.Martino di Lupari PD*
*tel./fax 049.9460535 - radiomobile 0335.6004513*
*Ordine degli Architetti prov. di PADOVA 1280*
*Elenco Collaudatori Tecnici Regione VENETO 856*